



Crystal
Nails® 

2022 Spring / Summer

2022

/ Spring / Summer Novelties / 2022



2022 Spring / Summer

TREND COLOR

BUBBLEGUM COLORED NOVELTIES



NEW!
3S16 Bubblegum
3 STEP Crystalac



NEW!
R188 Bubblegum
Royal Gel



NEW!
1S115
Bubblegum

The fresh, bold, and playful Bubblegum color will conquer in the spring season of 2022. It lends a daring yet feminine look alone or in combination with other shades. Be brave and try it with the new Color of the year 2022, the VERY PERI.

RS



 **Crystal Nails®** / with the magic of eternal renewal!

www.crystalnails.com

Color of the year 2022 VERY PERI



The COLOR OF THE YEAR 2022 VERY PERI will appear in our two most popular color categories - as a Royal Gel and a 3 STEP CrystalLac - so you can choose to work from a jar or a glass form that already have the brush in it. Just as the innumerable dimensions of blue and purple can be discovered in the color VERY PERI from indigo blue to velvet purple, there are different tones of this truly special shade in the two colored materials.

You can find the color of the year products on page 13: NEW! VeryPeri 3 STEP CrystalLac and the NEW! Very Peri Royal Gel

Here you can see a selection of our already existing products in shades that are similar to Very Peri:




Royal Gel
R120 Ultraviolet



3 Step CrystalLac
3598 Huckleberry
cotton-candy



ONE STEP CrystalLac
1S108 Smooth twilight



Glam
Glitters 8

sens

by  Crystal Nails®

2022 Spring/Summer Novelties



NEW!

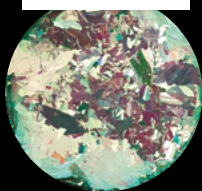
sens
by Crystal Nails®**BRAND NEW! SENS FLAKE Deluxe****THE SENS PRODUCT RANGE IS ENRICHED WITH NEW NAIL ART PRODUCTS.**

The SENS by Crystal Nails Deluxe Flakes stands out amongst our spring novelties like a piece of postmodern art. It gives a brighter surface than ever before and contains large flakes. These decoration flakes are available in 3 breathtaking colors and you can make several extra effects depending on what color base you use. It comes in a unique jar and thanks to the flakes it shines brightly to have a luxurious look. Apply them on a non-fully cured, non-cleansing top gel's surface to achieve the mirror effect. It can also be used by rubbing into a sticky surface which will create a paler, opal-like effect as result. The edges have to be filed after applying it to the nail surface and it is worth using the Acid-free primer. Then apply 1-2 layers of top gel for the proper closing of the edges.

Brand new!

FLAKE
deluxe

Brand new!

Brand new!
Flake Deluxe 1On 3S78
baseOn 3S12
base

Brand new!

Brand new!
Flake Deluxe 2On 3S78
baseOn 3S12
base

Brand new!

Brand new!
Flake Deluxe 3On 3S78
baseOn 3S12
base**NEW COLOR! SENS BASE GEL
Milky Rose and Milky White**

The milky effect still conquers so the two new members of the SENS by Crystal Nails Base Gel family will become instant favorites in your salon: The Milky White and the Milky Rose. This lightweight and sophisticated wear is an everlasting fashion, like the unbroken success of the Babyboomer effect for years, which you can now create with our strongest base gels. Already in 10ml economical packaging.

This is the Base Gel with the strongest adhesion of the currently known Base Gels, which is also extremely special in its texture which contains small silicone fibers. Specially developed for strengthening techniques. It contains tiny synthetic silk fibers that not only make the material strong while also retaining its elasticity, but also help and speed up the curing of the surface. Thanks to the fibers it is easier to make the C-curve, the material will hold itself for a long time which prevents the material from flowing to the nail fold. The special consistency and the strong adhesion will make the strengthening techniques faster, fewer detachments appear even on problematic nails. It contains E vitamins and Calcium. It does not heat up, it is flexible and they do not break during the curing in UV and LED either. Curing time: 1-2 min in LED; 2-3 min in UV/LED.

New
color!

New color!

New color!
Milky White

New color!

New color!
Milky Rose



Milky nails Sens Flake Deluxe

The nail was made with the new Sens Base Gel Milky and Milky Rose shades and the decoration was made with the new Sens Flake Delux 1, Nova Crystals and white ornament Gels by Alexandra Mész

Sens Flake
Deluxe 2


FLAKE
deluxe

Sens Flake
Deluxe 3

Sens Flake
Deluxe 1

Sens BASE GEL
Milky Rose

Sens BASE GEL
Milky White



NEW!

sens
by Crystal Nails®**NEW COLOR! SENS '3G POLISH'****NAIL ART GEL POLISHES WITH MAXIMAL PIGMENTATION, ADJUSTED TO COLOR GEL POLISH DECORATION (ALSO).**

There are two new shades among our novelties in the spring. The S015 is a peach and S016 is an orchid-colored gel polish.

It is a dense, highly pigmented, soak-off 3 STEP CrystaLac that gives you the perfect adhesion even with one layer. There are 16 different colors already and you can mix them, so you can easily create nail art patterns using the shades you want. We recommend you to use SENS by Crystal Nails '3g Polish' CLEAR for diluting.

You can also apply it on the full nail surface differently than the ordinary techniques: do „downward brush movements” and apply a small amount of material rather than applying the material on the full nail surface so you can cover it with the thinnest possible color layer. It has perfect coverage so it is not necessary to use them with two layers. Curing time: 1-2 min in LED; 2-3 min in UV/LED.

**NEW COLOR! Sens Celebration '3G Polish' (gel polish)**

For special occasions or celebrations, we all want unique and beautiful nails that everyone remembers. This is what the SENS By Crystal Nails Celebration Collection offers! These Gel Polishes contain elegant bright and matte flakes as well as golden glitters. Their application is the same as the decoration colors. To arrange the sequins, we recommend to use a thin brush. You can use it on its own or also for decoration, it can be perfectly combined with the new S015 and S016 Sens gel colors. Curing time: 1-2 min in LED; 2-3 min in UV/LED.

celebration

New color!



Brand new!
Celebration
Peach

New color!



Brand new!
Celebration
Orchid

New color!

**Sens Celebration '3G Polish' (gel polish)**

This nail was made with the NEW '3G Polish' S016 and the SENS Celebration '3G Polish' Celebration Orchid shades by Virág Halász.

Sens '3G Polish'
S016



Sens '3G Polish'
S015



Sens Celebration
'3G Polish'
Celebration Orchid



Sens Celebration
'3G Polish'
Celebration Peach



celebration




Crystal Nails®

2022 Spring/Summer

NOVELTIES

Compact Base
Gel PASTEL
Pastel Blue



Compact Base
Gel PASTEL
Pastel Violet



Compact Base
Gel PASTEL
Pastel Mint



Compact Base
Gel PASTEL
Pastel Rose



**NEW! Compact
Base Gel PASTEL**

NEW!

Crystal
Nails®

2022

Spring / Summer Novelties / 2022

NEW COLORS! Compact Base Gel PASTEL

The new, colored Compact Base Gel collection released with four fresh spring pastel shades calls on the rebirth of nature. From the budding of trees to the sight of a clear sunny blue sky all the way to the blossoming of cherry trees. You can also use them independently so the coloring of the nail is already done when the C-curve is applied. Use a thinner layer if you want to add only a hint of color to the nails. You can combine them with plenty kind of glittery decorations (Glam Glitters, Crystal Flakes, etc.) so the brightness can appear from under the colorful, milky material. A layer of clear Compact Base Gel (or other clear base gel) is recommended for proper adhesion as this is a colored material. This layer also protects the natural nail plate when filling and changing colors. Its strength, flexibility, durability and consistency are the same as the other shades in the Compact Base Gel family. Due to the color pigments, it heats up more than usual during curing, so it is recommended to use the "LOW HEAT" mode or intermittent curing technique in the LED lamp. Curing time: 2-3 min in UV; 1-2 min in LED.



Spring Ombre transition with the New Compact Base Gel PASTEL

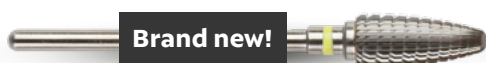
The nail was made with the new Compact Base Gel PASTEL shades, new SENS Flake Deluxe 2 and Ornament Gel by Alexandra Mész.



BRAND NEW! CARBID HEADS for RIGHT AND LEFT HANDED PEOPLE

BRAND NEW! CARBIDE - EXTRA FINE

Carbide Extra-fine: Fine surfaced Carbide Strong drill bit. Although it has a fine surface, you can still remove a large amount of material with it thanks to the convex-shaped sides. Since it's fine notched, you will never experience any material damage. This bit has a narrowing body and a rounded end, so it does not hurt the skin. It is recommended for modern gel polish refilling or removing aerations in artificial nails, for those who don't know how to use stronger bits properly. Thanks to the deep developed grooves of the bit, even left or right-handed technicians can use this product easily. The cooling of the bit is perfect so it does not heat up if you use it properly.



BRAND NEW! CARBIDE CONE - MEDIUM

Medium-strength, cone-shaped drill bit. Developed for making straight-sided surfaces. This bit has a narrowing body and a rounded end, so it does not hurt the skin and completely resonates with it. Allowed to use it on all three substances and in modern gel polish fillings too. Thanks to the deep grooves of the bit, you can use it easily even if you are left or right-handed. The cooling of the bit is perfect so it does not heat up if you use it properly.

www.crystallnails.com

NEW!

Crystal
Nails®

BRAND NEW! Glam Top Gel Rainbow Rose

The color-changing glitters of the Glam Top Gel glow like tiny stars at dawn or the morning dewdrops on the flowers. They flaunt as many colors/shades as the rainbow after a spring downpour. Non-cleansing, flexible top gel with the already well-known range of Glam Glitters is guaranteed to be the new favorite of the season.

CN ADVICE: It will make all the base colors more exciting! You can also adjust the material nicely with your own brush, but you can place the glitter grains to the desired location using the 0 Short brush if it is more convenient for you

Curing time: 2-3 min in UV; 1-2 min in LED.

Brand new!

On 3S12
baseOn 3S42
baseOn 3S78
base

The favorite of the spring season

Brand new!

GLAM



NEW COLOR! EXTRA INFINITY EFFECT TIGER EYE INFINITY CRYSTALAC - HOLO

The latest trend among Tiger Eye Infinity CrystaLacs is the Holo shade, which not only shows a glowing-moving stripe but also sparkles like a rainbow on the nail surface when magnetized from the 4 sides. Different dimensions of the material can be achieved by smearing the magnetic holo mica on nails with different colored base. Attention! You have to use the same side of your magnet -for all 4 sides - to earn the desired effect.

New
color!

LIMITED!

On 3S99
baseOn 3S78
baseOn 3S12
baseOn 3S42
base

In Natural Light



In bright light



New! Very Peri
3 Step CrystaLac



New! Very Peri
Royal Gel

Color of the year 2022 VERY PERI

3 STEP CRYSTALAC AND ROYAL GEL COLORS
THIS YEAR THE PANTONE INSTITUTE HAS MADE
A COMPLETELY NEW SHADE FOR THE FIRST
TIME TO BE THE TREND COLOR OF THE YEAR!

The COLOR OF THE YEAR 2022 VERY PERI will appear in
our two most popular color categories - as a Royal Gel
and a 3 STEP CrystaLac - so you can choose to work from
a jar or a glass form that already have the brush in it. Just
as the innumerable dimensions of blue and purple can
be discovered in the color VERY PERI from indigo blue to
velvet purple, there are different tones of this truly special
shade in the two colored materials.



NEW!

Crystal
Nails®

NEW! 3 STEP CrystaLac CONFETTI collection Wonderful Colors in 3 steps

The elevated friend and family gatherings, the parties, a great vacation all of the good memories that bring joy to life, that's the feeling what the new collection of 3 Step CrystaLac's Confetti collection remind us. These Milky shaded 3STEP CrystaLacs contain different sizes of colorful glitters. There are bigger grains in it so recommended to use a 0 Short or Art Design brush to align the particles, They come in all shades of mica, so they look great combined with all the popular spring and summer colors.

Brand new
effect!



NEW! CARNIVAL 3 STEP CRYSTALAC CONFETTI COLLECTION KIT 2022 (4X4 ML)

The coolest fashion shades of the season collection.

Parties, a great vacation, family gatherings? That's what this new collection of 3 Step Confetti CrystaLacs reminds us. The kit, which can be turned into a display easily will be the gem of your salon.

New!



3 STEP CrystaLac Confetti shades

This nail was made with the new 3S165 Bubblegum pink CrystaLac and the 3SC1 and 3SC3 Confetti CrystaLac by Dóra Kesztyűs.

3 STEP CrystaLac
CONFETTI
collection 3SC2

3 STEP CrystaLac
CONFETTI
collection 3SC3

CONFETTI

3 STEP CrystaLac
CONFETTI
collection 3SC1

3 STEP CrystaLac
CONFETTI
collection 3SC4

NEW!

Crystal Nails®

NEW! 3 STEP CrystaLac spring TREND colors AMAZING COLORS IN 3 STEP

The new spring 3 STEP CrystaLacs dress our nails in fun, playful shades. The choice from the vibrant, energetic colors will not be easy, as the new 3S165 Bubblegum pink and 3S166 Peach Nectar exude a pleasant, fresh atmosphere. And if you want something special, choose the yellow 3S167 Popcorn or the vibrant 3S168 Jasmine green!

CN ADVISE: Like all the neon pastel colors, the new shades are sensitive to curing, especially the yellow. They have to be applied in 2 extremely thin layers. When the first layer is applied you'll get a stained surface, but only in this case will our layer be of sufficient thinness. It is recommended to apply Milky White base under the yellow and neon pastel shades, which reduces their staining and makes them easier to apply. The material can be cured only in strong LED.

Curing time: 1-2 in LED.



**It cures only
in LED.**

NEW! Euphoria 3 STEP CrystaLac kit 2022 (4x4 ml)

THE MOST FASHIONING SHADES OF THE SEASON, IN KIT

It will not be easy to choose from the cheerful, playful, vibrant colors, so it might be better if you choose the kit that can be turned into a display right away!



**Crystal
Nails®**

**New! 3 STEP CrystaLac
spring TREND colors**



Spring color cavalcade

The nail was made with the new 3S165 Bubblegum, the 3S166 Peach nectar, 3S167 Popcorn and the 3S168 Jasmine green CrystaLacs by Dóra Dovicsák.

**3 STEP CrystaLac
3S166 Peach nectar**



**3 STEP
CrystaLac
3S165
Bubblegum**



**3 STEP
CrystaLac
3S167
Popcorn**



**3 STEP
CrystaLac
3S168
Jasmine green**



2022

spring / Summer Novelties / 2022

www.crystalnails.com

NEW!

Crystal Nails®

NEW! ONE STEP CrystaLac **spring TREND colors**

With the new ONE STEP CrystaLacs really fresh and cheerful colors will move into your salon. Call the spring with the new 1S114 Potpurri or the trendy color of the season with the 1S115 Bubblegum pink! Get the 1S116 Cascade and the 1S117 Glacier Lake, which give your nails a super spring feel too! Curing time: 2-3 min in UV, 1-2 min in LED.



NEW! Delight ONE STEP CrystaLac kit 2022 (4x4 ml)

THE COOLEST FASHION SHADES OF THE SEASON IN ONE COLLECTION.

Delight One Step CrystaLac is available in fresh and cheerful colors, with 2 feminine and 2 cool shades. It can be converted to a display, making it easier for your guests to choose.



New! ONE STEP CrystaLac Sping TREND colors

Crystal
Nails®

ONE STEP
CrystaLac
1S114 Potpurri

ONE STEP
CrystaLac
1S116 Cascade

ONE STEP
CrystaLac
1S117
Glacier Lake

ONE STEP CrystaLac
1S115 Bubblegum



Spring color cavalcade

The nail was made with the new 3S165 Bubblegum, 3S166 Peach nectar, 3S167 Popcorn and the 3S168 Jasmine green CrystaLacs by Dóra Dovicscsák.

2022

Spring / Summer Novelties / 2022

www.crystalnails.com

NEW!


Crystal
Nails®**NEW! Royal Gel spring TREND colors****NON-CLEANSING COLOR GELS**

The new pastel color shade of R186 Potpurri and the new R187 Orchid Blooom in the colors of the gorgeously evoking spring flowers. The new R188 Bubblegum pink shines in the tones of a powerful, cheerful pink on spring weekdays as well, while the fresh yellow shade of the new R189 Popcorn gently warms our hearts.

Curing time: 2-3 min in UV, 1-2 in LED

**NEW! Joy Royal Gel kit 2022 (4x4,5 ml)****THE COOLEST FASHION SHADES OF THE SEASON IN ONE COLLECTION.**

Four spring novelty colors in a super box, which can be easily transported to a display with a few gestures. Just take the bottles and display crown out of the box and lay it down. Let our table be decorated with our latest Royal Gel selection!



Glamorous candy colors with new Royal Gel spring shades

The nails was made with the new R186 Potpurri; the R187 Orchid bloom; the R188 Bubblegum pink and the R189 Popcorn Royal Gels by Dóra Kesztyűs.

**New! Royal Gel
spring TREND
colors**

Royal Gel
R187
Orchid bloom

Royal Gel
R186
Potpurri

Royal Gel
R188
Bubblegum


Royal Gel
R189
Popcorn

NEW!

Crystal Nails®

NEW! Nail stickers

They are larger than usual, on a 12x7,5 cm sheets, extra thin self-adhesive stickers have festive spring design with unique forms. Create the perfect line art decoration with one movement with the help of our new stickers. Decorate your guests nails with flowers and leave designs.



NEW! LIMITED!

Cuticle oil 4ml Sweet Grape

The popular nail skin vitalizing oil product family has a new scent: Sweet grape. It contains an increased concentration of fragrance, so you can enjoy the special blue grape aroma even longer.



NEW! Limited! Hand- and foot lotions

Skin care lotion with jojoba oil, cocoa butter and vitamins with nettle, rosemary and aloe vera extract. Crystal Nails moisturizing lotions' unique INTENSE product line arrives on the shelves in heavenly fresh scents with elevated fragrance concentrate!

Available in Exotic Fruit and Strawberry Daiquiri versions from spring, both are reminiscent of fresh and fruity cocktails.



Strawberry Daiquiri INTENSE Lotion



Exotic Fruit INTENSE Lotion



Crystal Nails®

**With the charm of
eternal renewal**



The nail was made with the new 35165 Bubblegum pink and the Color of the year 2022 VERY PERI 3 STEP CrystaLacs, and the decoration was made with the new Sens Flake Delux 1, Ornament Gel white, Nova Crystals and the Milky Top Gel White by Alexandra M  h  sz.

How to get the MILKY EFFECT on the nails?

The milky or latte effect has been around for 1-2 years, but it has become so popular that we can be sure it will stay with us for a long time. It is a special pleasure for us to be able to choose from a very wide range of products, depending on what our exact goal is and what technique we want to use to make milky nails. All are great but there are a few differences, let's see what the possibilities are!

TOP GEL

Milky Top Gel Pink and White materials have a slight covering effect, when used on their own they give the nail a soft latte effect. They're great for French nails if you want to take a little contrast between the smile line and the nail bed because it's rare but some like it that way. Milky Top White is great for babyboomer or latte ombre (milky gradient) nails if the transition is not perfect. As both of them are non-cleansing materials after application the nails are already ready.



GEL POLISH

The Sens 3G Polish Milky Rose 1., 2. White 1., 2. materials will be a big favorite for lovers of classic gel polish. Over the years some shades of gel polish have become a must-have of many guests because they have been applied in 2 coats to give them a beautiful restrained nail. Such colors are the GL61 and the GL126, these shades have inspired this collection. There are two versions available in both versions, the 1 and 2. Both colors are available in versions 1 and 2. These numbers indicate how pigmented the color is. 1 is a lighter shade and 2 is a stronger one. Naturally even the number of layers can change the intensity of the color so there are plenty of options in these materials. As a French base, these 4 products are also an excellent choice for decoration and can be used beautifully when making a various multi-layered latte or marble decorations.



COLORLED BASE GEL

The materials listed so far have offered a surface solution for making milky nails, but the real effect come in the depth! A perfect transition is created when the thickness of the nail increases gently towards the highest point of the nail. This can be achieved by using colored Base Gels or building materials. In addition, we get a lot more space in the decorations, as we can place decorative materials on different levels. On their own, as a French surface and babyboomer base, they are also great for decorations, latte and glitter ombre techniques. The two members of the Compact Base Gel family are also great for creating the Milky effect: Milky Rose and White. Their name shows the effect they can achieve.



BASE GEL REINFORCED WITH SILK FIBER

The 3 members of the beloved Sens Base Gel family are also a great choice if you would work with our materials with the best adhesion, extra resistance, silk fiber reinforcement. The new Milky Rose is a real latte miracle with a slightly whitish-pink result. This color is a long-awaited specialty, so for those who have loved this effect so far, this will be their latest favorite. Sens Base Gel Milky White is a more opaque shade than Compact Base Gel White, and Shimmer Nude and Shimmer White are medium white with beautiful glitter properties.



BUILDER GELS

There are also builder gels that can be used to make beautiful latte nails for our guests: the Milky Rose Builder Gel is a good choice if you want to achieve a charming pink effect, but if the goal is more whitish then the complete babyboomer gel collection can be applied to the entire surface. These materials, Babyboomer White Gel, Babyboomer White Gel 2, and the glittery Babyboomer White Crystal Gel are all just so pigmented that amount to cure perfectly even when they are applied in a thick layer.



ACRYL GELS

If you work with acrylic gel and want to create the latte effect, there are two beautifully shiny materials available: Mermaid Latte and Shimmer Latte Xtreme Fusion AcrylGel.



NUDE EFFECT

It is true that when it comes to milky / latte nails, everyone thinks of whitish, slightly pink tones, but the nude nail fashion is also closely related to this trend. It has been conquering for even longer and its popularity is unbroken. The nude effect can also be finer, more translucent, in the case when the nail is not full covered but is colored in its material. The Compact Base Gel Translucent Nude is perfect for this. A member of the Cover Refill product family, the shade of Xtreme Fusion AcrylGel Cover Pink is also suitable, and of course, we can achieve this effect with acrylic either by combining with using Cover Pink in a thinner layer. The all-time favorite color is the perfect translucent, nude shade of the GL61.



BUILDER ACRYLICS

Perhaps the easiest way is for the lovers of acrylic nails as the builder powders are extremely easy to mix with each other, so everyone can create the shade they want according to their own needs. A really nice milky effect can be achieved by mixing transparent acrylic powder with white, but the Slower Soft White powder can also be used on its own. And if you mix Transparent Pink powder with white, you can make light pink milky nails.

Written by:
Alexandra
Méhész

Crystal
Nails[®] 